

Scaled data based on original data using
LM-79-08 Approved Method: Electrical and Photometric Measurements of Solid-
State Lighting Products

Test Report Prepared for
Cooper Lighting Solutions
(formerly Eaton)

Brand: McGRAW-EDISON

Report Number: P199986

Luminaire Tested: **GWC-AF-02-LED-E1-SL4-7030-1200-HSS**

Issue Date: 3/3/2020

Test Information

Test Method: LM-79-08
Report Number: P199986
TEST IS SCALED FROM IESNA LM-79-08 TEST DATA (P24301)
Test Lab: INNOVATION CENTER P2
Issue Date: 3/3/2020
Manufacturer: COOPER LIGHTING SOLUTIONS (FORMERLY EATON)
Product Line: MCGRAW-EDISON
Catalog Number: GWC-AF-02-LED-E1-SL4-7030-1200-HSS
Description: GALLEON WALL LUMINAIRE
(2) 70 CRI, 3000K, 1200mA LIGHTSQUARES WITH 16 LEDS EACH AND TYPE IV
SPILL LIGHT ELIMINATOR OPTICS WITH HOUSE SIDE SHIELD
Light Source: -
Ballast/Driver: ELECTRONIC DRIVER

Summary

Lumens per Lamp: N/A
Luminaire Lumens: 10515.2 lumens
Efficiency: N/A
Efficacy: 81.5 lumens/watt
Luminous Opening: Rectangular (W 1' x L: 0.5' x H: 0')
IES Classification: Type IV - Short - Semi-Cutoff
BUG Rating: B1 - U0 - G2

Input Watts (W): 129
Input Voltage (V): NR
Input Current (Ain): NR
Voltage Rise (V): NR
Power Factor: NR
Total Harmonic Distortion (THDi): NR
Frequency (hertz): 60
Stabilization Time: NR
Operation Time: NR
Ambient Temperature (°C): NR
Test Distance: 25 FT

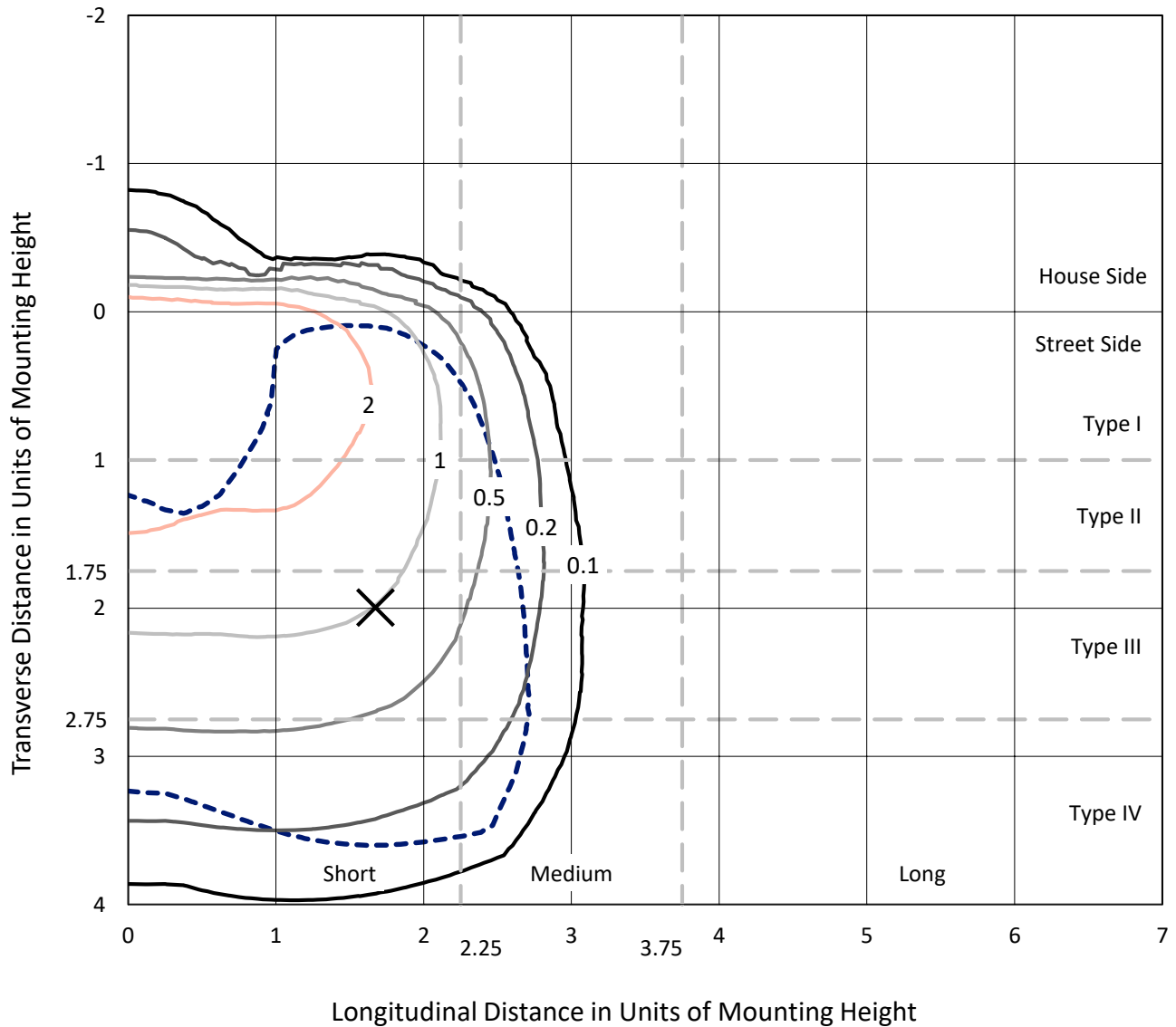


REPORT NUMBER: P199986

CATALOG NUMBER: GWC-AF-02-LED-E1-SL4-7030-1200-HSS

Iso-Footcandle Lines of Horizontal Illumination

× Max cd
 - - - 1/2 Max cd

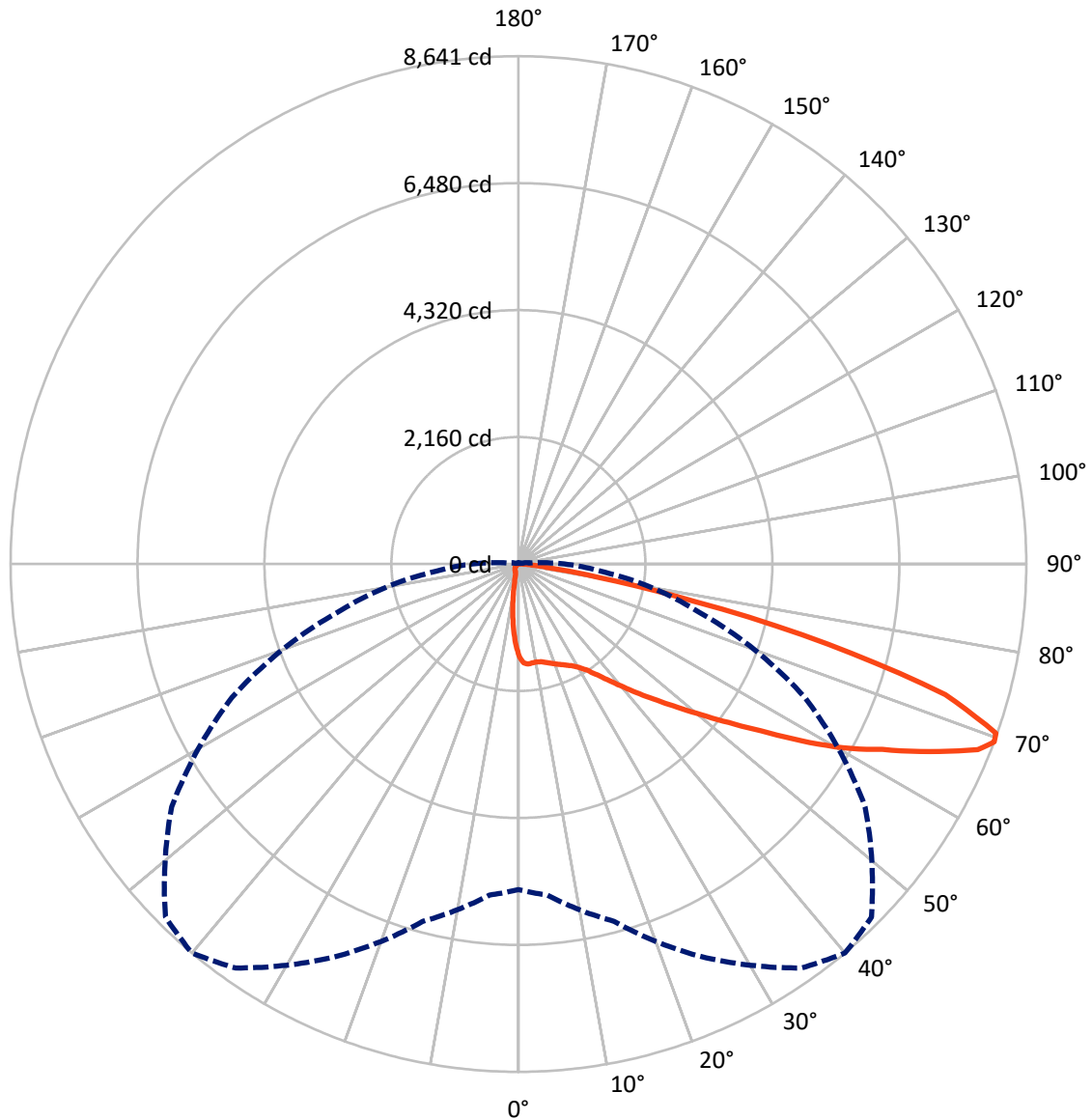


Based on 20 foot mounting height. Maximum calculated value = 4.3 fc
 Type IV - Short - Semi-Cutoff

REPORT NUMBER: P199986

CATALOG NUMBER: GWC-AF-02-LED-E1-SL4-7030-1200-HSS

Luminous Intensity Polar Plot



— Vertical Plane Through 40-Deg Lateral - - - Horizontal Cone Through 69-Deg Vertical

REPORT NUMBER: P199986

CATALOG NUMBER: GWC-AF-02-LED-E1-SL4-7030-1200-HSS

FLUX DISTRIBUTION:

		Downward	Upward	Total
House Side	Lumens	615.2	0.0	615.2
	% Fixture	5.9	0.0	5.9
Street Side	Lumens	9900.0	0.0	9900.0
	% Fixture	94.1	0.0	94.1
Total	Lumens	10515.2	0.0	10515.2
	% Fixture	100.0	0.0	100.0

ZONAL LUMENS:

Zone	Lumens	% Fixture
0°-10°	127.4	1.2
10°-20°	313.2	3.0
20°-30°	527.6	5.0
30°-40°	863.7	8.2
40°-50°	1495.5	14.2
50°-60°	2355.6	22.4
60°-70°	3076.3	29.3
70°-80°	1584.4	15.1
80°-90°	171.4	1.6
90°-100°	0.0	0.0
100°-110°	0.0	0.0
110°-120°	0.0	0.0
120°-130°	0.0	0.0
130°-140°	0.0	0.0
140°-150°	0.0	0.0
150°-160°	0.0	0.0
160°-170°	0.0	0.0
170°-180°	0.0	0.0
0°-90°	10515.2	100.0
0°-180°	10515.2	100.0

Coefficient of Utilization



REPORT NUMBER: P199986

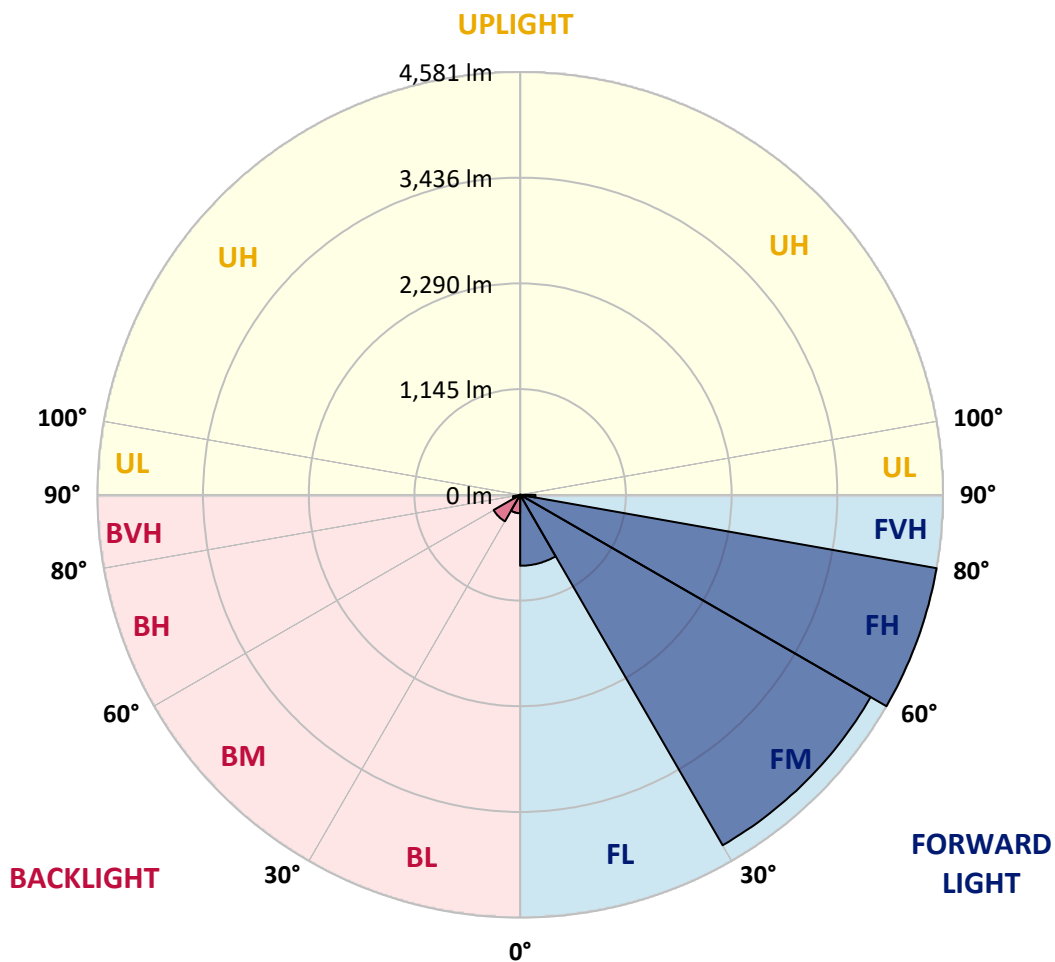
CATALOG NUMBER: GWC-AF-02-LED-E1-SL4-7030-1200-HSS

LUMINAIRE CLASSIFICATION SYSTEM LUMEN TABLE AND BUG RATING:

Zone		Lumens	% Fixture	Zone Rating/Lumen Limit		
				B	U	G
FL	(0°-30°)	769.0	7.3			
FM	(30°-60°)	4384.2	41.7			
FH	(60°-80°)	4580.8	43.6			G2/5000
FVH	(80°-90°)	166.0	1.6			G2/225
BL	(0°-30°)	199.3	1.9	B1/500		
BM	(30°-60°)	330.7	3.1	B1/1000		
BH	(60°-80°)	79.9	0.8	B0/110		G0/110
BVH	(80°-90°)	5.4	0.1			G0/10
UL	(90°-100°)	0.0	0.0		U0/0	
UH	(100°-180°)	0.0	0.0		U0/0	

BUG Rating: B1-U0-G2

Type IV Short





REPORT NUMBER: P199986

CATALOG NUMBER: GWC-AF-02-LED-E1-SL4-7030-1200-HSS

CANDELA DISTRIBUTION (FULL):

	0°	5°	15°	25°	35°	40°	45°	55°	65°	75°	85°
0°	1571.0	1571.0	1571.0	1571.0	1571.0	1571.0	1571.0	1571.0	1571.0	1571.0	1571.0
2.5°	1725.0	1715.6	1709.9	1702.5	1693.1	1684.9	1681.8	1658.7	1636.8	1606.7	1572.2
5°	1756.9	1753.7	1743.8	1733.8	1722.5	1709.9	1703.1	1675.6	1644.3	1600.5	1540.3
7.5°	1760.1	1756.3	1743.8	1730.0	1714.3	1699.3	1687.5	1659.9	1631.1	1586.6	1513.5
10°	1755.0	1750.6	1741.3	1726.3	1706.8	1692.4	1680.6	1654.3	1629.9	1589.8	1508.4
12.5°	1749.5	1745.0	1740.6	1733.1	1716.3	1706.2	1696.2	1671.2	1649.2	1615.5	1526.6
15°	1755.0	1752.6	1757.5	1754.4	1745.0	1736.2	1726.3	1703.7	1683.7	1655.5	1559.8
17.5°	1778.8	1778.8	1794.5	1796.4	1787.6	1775.0	1760.6	1738.2	1721.2	1697.5	1599.2
20°	1834.5	1832.7	1852.7	1856.4	1835.2	1815.7	1794.5	1767.0	1753.7	1738.8	1638.0
22.5°	1930.3	1921.5	1933.4	1929.7	1887.7	1857.7	1831.4	1797.6	1790.7	1783.8	1681.1
25°	2054.8	2049.9	2057.9	2021.1	1947.2	1906.5	1875.2	1837.0	1837.0	1844.0	1730.0
27.5°	2235.7	2217.0	2189.4	2124.3	2013.6	1961.6	1927.7	1887.1	1897.8	1923.5	1794.5
30°	2421.0	2400.3	2337.1	2237.0	2094.2	2039.8	2000.4	1957.8	1982.8	2029.8	1880.8
32.5°	2603.8	2580.6	2491.1	2364.7	2210.1	2155.7	2117.4	2070.5	2112.4	2191.3	2007.2
35°	2780.9	2760.3	2656.9	2508.0	2364.0	2319.0	2283.9	2243.2	2297.1	2407.2	2185.6
37.5°	2979.9	2957.4	2831.6	2670.1	2551.1	2518.6	2493.0	2452.3	2546.2	2707.6	2434.2
40°	3224.7	3186.5	3016.9	2856.0	2767.8	2752.1	2734.6	2728.9	2874.8	3098.3	2765.2
42.5°	3505.0	3442.5	3210.9	3051.9	3005.6	3016.9	3012.5	3037.5	3286.0	3584.0	3168.3
45°	3785.5	3704.7	3426.8	3261.0	3267.2	3306.6	3331.0	3431.2	3801.1	4141.0	3602.1
47.5°	4023.3	3943.8	3634.0	3486.9	3562.1	3639.6	3706.0	3895.7	4330.7	4689.3	3939.5
50°	4226.7	4151.6	3853.7	3735.4	3904.4	4029.6	4137.2	4418.3	4900.2	5106.8	4176.0
52.5°	4393.2	4343.1	4081.5	4020.2	4295.5	4479.0	4636.7	4973.4	5404.7	5446.0	4360.1
55°	4555.4	4519.7	4326.3	4358.8	4755.0	5004.8	5204.4	5562.4	5839.1	5728.9	4536.6
57.5°	4741.8	4709.3	4605.4	4788.2	5359.0	5673.3	5891.0	6084.4	6221.5	6018.0	4703.0
60°	4932.1	4913.4	4915.8	5265.1	6052.5	6354.2	6474.4	6524.5	6597.1	6290.3	4712.4
62.5°	5113.7	5149.3	5270.7	5795.9	6716.6	6948.2	7008.9	7058.4	6973.2	6333.5	4353.8
65°	5421.0	5479.2	5769.0	6506.3	7447.0	7694.9	7757.5	7587.9	7032.7	5775.2	3541.3
67.5°	5571.2	5677.6	6194.6	7168.5	8155.6	8430.9	8407.7	7622.3	6311.0	4403.9	2272.6
69°	5539.9	5653.2	6292.9	7371.3	8390.9	8640.6	8493.6	7201.0	5376.5	3190.2	1395.1
70°	5415.9	5530.5	6242.2	7363.7	8421.0	8618.7	8334.6	6681.0	4545.9	2332.8	872.5
72.5°	4522.8	4621.6	5541.8	6655.9	7757.5	7596.6	6972.6	4628.6	2215.1	635.3	196.6
75°	2784.0	2839.1	3976.3	5014.1	5859.1	5446.0	4645.5	2302.7	660.3	179.6	108.9
77.5°	1470.8	1495.9	2176.9	2955.5	3714.1	3073.2	2380.9	898.1	304.2	112.7	78.8
80°	869.4	888.2	1172.4	1351.3	1607.4	1342.6	952.0	551.4	217.8	70.7	70.1
82.5°	497.6	509.5	850.0	751.1	633.4	540.8	473.8	522.6	130.8	47.6	72.6
85°	182.8	185.3	478.2	571.4	376.8	224.1	235.3	433.2	35.0	30.1	56.9
87.5°	85.2	83.2	246.0	349.9	220.3	142.1	183.3	95.2	13.7	19.4	15.7
90°	0.0	0.0	0.0	0.0	0.0	0.0	0.0	0.0	0.0	0.0	0.0



REPORT NUMBER: P199986

CATALOG NUMBER: GWC-AF-02-LED-E1-SL4-7030-1200-HSS

CANDELA DISTRIBUTION (continued):

	90°	95°	105°	115°	125°	135°	145°	155°	165°	175°	180°
0°	1571.0	1571.0	1571.0	1571.0	1571.0	1571.0	1571.0	1571.0	1571.0	1571.0	1571.0
2.5°	1552.3	1529.1	1487.2	1444.0	1400.2	1366.3	1333.1	1306.9	1298.1	1281.9	1283.1
5°	1504.7	1462.1	1374.5	1285.6	1193.0	1116.6	1044.6	986.4	958.3	929.5	929.5
7.5°	1463.3	1401.5	1264.3	1119.7	970.1	844.3	731.0	645.9	599.0	561.4	560.8
10°	1447.7	1363.9	1172.4	965.2	756.7	585.3	450.7	364.3	319.9	291.1	289.8
12.5°	1454.6	1350.8	1101.6	822.4	560.8	376.1	261.0	205.3	186.6	177.8	177.8
15°	1474.6	1347.0	1030.9	682.9	396.2	235.3	173.4	158.3	157.1	157.1	157.1
17.5°	1499.1	1348.2	958.3	547.0	269.8	168.4	149.6	147.7	149.0	149.0	149.0
20°	1524.1	1348.8	880.0	421.3	190.3	146.5	140.8	140.2	141.5	141.5	142.1
22.5°	1554.7	1351.9	801.8	314.8	157.1	138.3	133.9	133.9	134.6	134.6	133.9
25°	1589.8	1358.2	720.4	233.5	143.3	132.6	128.9	128.4	128.9	128.4	127.7
27.5°	1633.7	1367.0	629.6	182.8	137.1	127.1	123.9	123.9	123.3	122.7	122.0
30°	1688.7	1377.0	527.6	155.2	130.8	122.0	118.9	118.3	117.7	116.4	116.4
32.5°	1772.5	1398.9	426.8	140.8	123.9	115.1	112.7	112.7	111.4	110.2	109.6
35°	1901.5	1442.1	336.7	132.1	116.4	107.6	104.5	104.5	103.3	102.7	102.0
37.5°	2079.8	1507.8	261.6	123.9	108.9	99.6	96.3	95.8	94.5	93.2	92.6
40°	2317.1	1589.2	205.9	116.4	101.4	91.4	88.8	87.6	85.2	83.2	83.2
42.5°	2615.0	1681.8	167.1	108.3	92.6	83.9	82.0	80.1	75.7	73.9	73.3
45°	2926.7	1765.0	141.5	98.9	83.9	76.4	75.1	72.0	66.4	64.4	64.4
47.5°	3151.4	1784.5	124.6	90.1	75.7	68.2	67.6	62.0	56.9	55.7	55.1
50°	3291.6	1746.2	110.7	81.4	68.2	60.7	58.9	52.0	48.9	47.6	46.9
52.5°	3386.1	1678.0	99.6	73.9	61.3	53.8	49.4	44.5	41.9	40.7	40.7
55°	3461.8	1581.7	88.3	67.0	55.7	48.2	41.9	38.1	35.7	34.5	34.5
57.5°	3483.1	1450.9	77.0	61.3	50.1	42.5	35.7	33.2	30.1	29.4	29.4
60°	3328.6	1214.9	68.2	54.5	45.1	36.9	31.3	28.1	25.0	24.4	23.7
62.5°	2921.1	940.1	60.0	48.2	39.4	31.9	27.0	23.2	20.6	20.6	20.6
65°	2228.3	630.3	52.6	41.9	34.5	27.0	23.2	18.8	17.5	17.5	18.2
67.5°	1333.8	343.0	45.1	35.7	29.4	22.6	19.4	16.3	15.7	16.3	16.3
69°	781.7	201.5	40.7	31.9	25.7	20.0	16.9	14.4	15.7	16.3	16.3
70°	482.6	135.9	37.6	28.8	23.2	18.2	15.7	13.7	15.0	15.7	15.7
72.5°	134.6	70.1	30.1	22.6	18.8	15.0	12.6	12.6	14.4	15.0	15.0
75°	87.6	52.0	23.2	16.9	14.4	11.9	10.6	11.9	13.7	14.4	14.4
77.5°	72.6	42.5	18.8	13.7	11.9	11.3	10.0	10.6	12.6	13.1	13.1
80°	66.4	30.1	15.0	12.6	10.6	10.0	9.3	8.8	11.3	11.9	11.9
82.5°	63.3	23.7	13.1	11.3	10.0	8.8	8.2	8.8	10.0	10.6	11.3
85°	39.4	15.7	11.9	10.6	8.8	8.2	8.2	8.2	9.3	10.0	10.0
87.5°	14.4	12.6	10.6	8.8	7.5	7.5	7.5	7.5	8.2	9.3	9.3
90°	0.0	0.0	0.0	0.0	0.0	0.0	0.0	0.0	0.0	0.0	0.0

(END OF REPORT)